



District Report Card: 2017


State: Odisha	District: Koraput
Class: 5	Subject: Language
Schools: 28	Students: 714


Participation/Coverage


Students

<div>GENDER</div> <div></div>	Boys				Girls			
	Number		%		Number		%	
	348		48.74		366		51.26	

<div>AREA</div> <div></div>	Rural				Urban			
	Number		%		Number		%	
	657		92.02		57		7.98	

<div>CATEGORY</div> <div></div>	SC		ST		OBC		GEN	
	Number	%	Number	%	Number	%	Number	%
	147	20.59	490	68.63	64	8.96	13	1.82

<div>CWSN</div> <div></div>	LD	VI	HI	S&LD	ID	Oth
	1	0	0	0	0	1

<div>Management</div> <div></div>	Government			Government-aided		
	Number		%	Number		%
	714		100.00	0		0.00

Average Performance of Students in Language (%)

Overall	Gender		Area		Management		Social Group			
	Male	Female	Rural	Urban	Govt.	Aided	SC	ST	OBC	GEN
38.66	40.40	37.01	37.24	55.09	38.66	0.00	40.82	37.54	41.15	44.62

Performance on Learning Outcomes (LOs)

Learning Outcomes	Description	Average Performance(%)
L504	Reads and comprehends independently storybooks, news items/ headlines, advertisements etc.	37.76
L508	Reads text with comprehension, locates details and sequence of events	39.12

Range of Performance of Students who Answered Correctly							
Below 30%		30% - 50%		50% - 75%		Above 75%	
Number	%	Number	%	Number	%	Number	%
276	38.66	248	34.73	144	20.17	46	6.44

Lowest Performing Learning Outcomes (LOs)

- 1 - Reads and comprehends independently storybooks, news items/ headlines, advertisements etc. (37.76)
- 2 - Reads text with comprehension, locates details and sequence of events (39.12)